

Factsheet – Fusion Confirmation Matching Service (CMS)

FX Cash Flow Netting module – bank view

Foreign Exchange (FX) cash flow netting allows your corporate counterparties to net FX according to the date the payments need to be made and allege them to you.

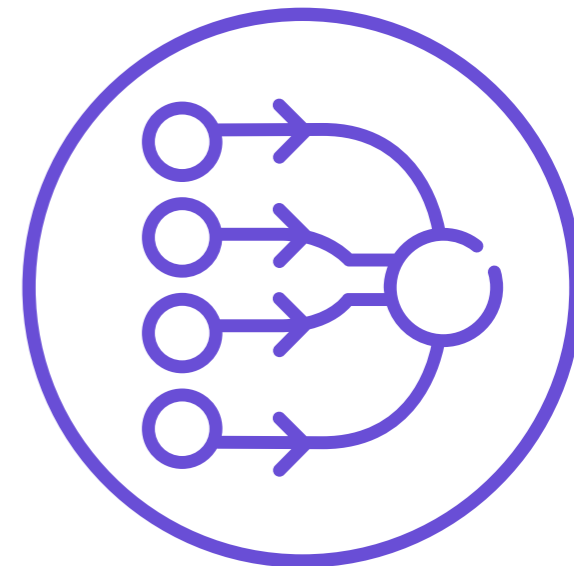
//
FX cash flow netting ensures that payments are initiated in time to make the value date.

The payment date is derived from the cut-off days by currency that they have defined in the Currency Cut-off Days maintenance screen and calculated against the Value Date for FX.

FX cash flow netting ensures that payments are initiated in time to make the value date. You can then review and either confirm or reject the nets your corporate counterparty has alleged to you.

Cash flow nets are automatically enriched with your Standing Settlement Instructions (SSI) if you have active instructions stored in Fusion Confirmation Matching Service's SSI module.

If corporates are managing their payable instructions on your behalf in our Corporate Instructions (CI) module, the system will automatically enrich the cash flow net with the active CI if no active stored SSI exists on your end. Instructions can also be manually appended to the net trades.



Workflow

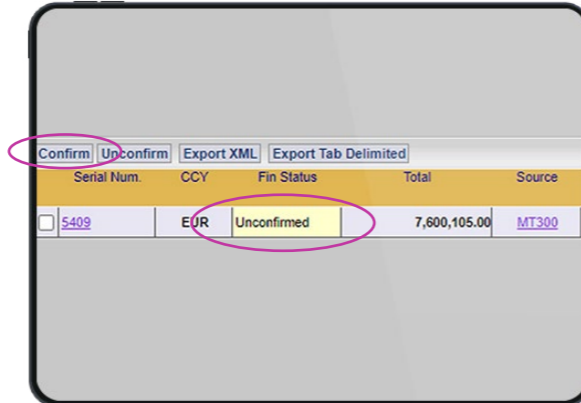
Once an FX cash flow net is alleged to you, the cash flow net will appear in the FX Cash Flow Netting summary screen with an Unconfirmed status for your review. Here, you can view the cash flow net to see all pertinent information regarding the payable/receivable currency amounts, the underlying trades that are part of the net and the associated settlement instructions. If all checks out, you would then confirm the net. The status will then change to "Confirmed."

View underlying trades

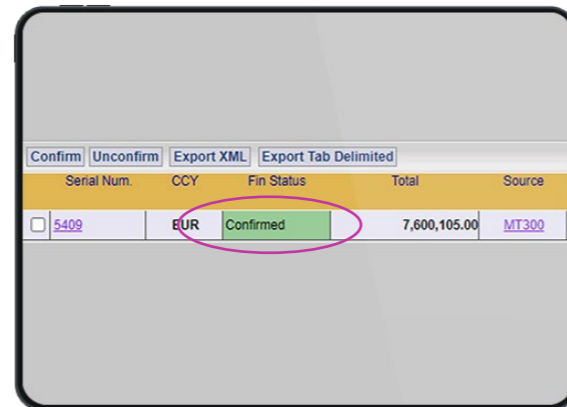
1. Select the MT300 or MT320 hyperlinks in the "Source" column of the FX cash flow net to open the details window.
2. The details window shows the underlying trades that are part of the cash flow net.

To confirm a cash flow net

1. Select the cash flow net with status of "Unconfirmed" using the corresponding radio button.
2. Select "Confirm" in the button bar, as shown below.



3. The status will change from "Unconfirmed" to "Confirmed," as shown below.



You may unconfirm a net if a confirm is done in error.

1. Select the cash flow net with status of "Confirmed" using the corresponding radio button.
2. Select "Unconfirm" in the button bar.
3. The status will change from "Confirmed" to "Unconfirmed."
4. This action will be logged in the audit trail.



For more information

Contact Fusion Confirmation Matching
Service Customer Support:

CMS.GlobalSupport@finastra.com



Americas

Hours of Operation: 8:30AM - 7:00PM
(EST/DST)

Telephone Number: + 1 800 355 6156

Telephone Number: + 1 212 896 3636



Asia/Pacific

Hours of Operation: 8:00AM - 5:30PM
(all local business days)

Telephone Number: +65 6416 4117



Europe & Africa

Hours of Operation: 9:00AM - 5:30PM
(GMT/BST)

Telephone Number: + 44 (0) 203 320 5565

Facsimile Number: + 44 (0) 203 320 1707



Japan

Hours of Operation: 9:00AM - 5:30PM
(local business day)

Telephone Number: 0066 33 803010

(Toll Free)



Australia

Hours of Operation: 9:00AM - 5:30PM
(local business day)

Telephone Number: +61 2921 68820

(Toll Free)



About Finastra

Finastra is building an open platform that accelerates collaboration and innovation in financial services, creating better experiences for people, businesses and communities. Supported by the broadest and deepest portfolio of financial services software, Finastra delivers this vitally important technology to financial institutions of all sizes across the globe, including 90 of the world's top 100 banks. Our open architecture approach brings together a number of partners and innovators.

Together we are leading the way in which applications are written, deployed and consumed in financial services to evolve with the changing needs of customers. Learn more at finastra.com

Finastra and the Finastra 'ribbon' mark are trademarks of the Finastra group companies.

© 2022 Finastra. All rights reserved.

Corporate Headquarters

4 Kingdom Street

Paddington

London W2 6BD

United Kingdom

T: +44 20 3320 5000

